




UBS KeyInvest *TrendRadar*:
Finally see how the
markets are ticking.



UBS KeyInvest TrendRadar: Now with a new *e-mail alarm function.*

Don't let any more opportunities slip away. UBS KeyInvest TrendRadar monitors the stock markets for you, and lets you know as soon as chart-technical analyses indicate potential investment opportunities. Now you can also receive the most important information by e-mail.

Sounds familiar?

Do you want to invest in an attractive equity or currency pair, but you can't time the investment right? Or does all the market noise frequently overwhelm you? In that case:

Meet KeyInvest TrendRadar.

KeyInvest TrendRadar is an innovative service – unparalleled in Switzerland and Liechtenstein – that helps you act at the right time. The platform's various functions let you monitor specific underlying assets or preferred trend signals, helping you to develop new investment ideas and make investment decisions.

And appreciate its benefits.

With this next-generation service, you will not only keep current investment ideas on your radar, but also information based on technical chart analyses such as price targets, yields and UBS products that match the trend. This increases your chances of selecting the ideal time for an investment decision. KeyInvest TrendRadar is easy to understand and perfectly suitable for beginners.

In short:

Fast, cutting-edge, easy to use. A valuable tool for your investment decisions.


Don't wait – test the latest signals today:

www.ubs.com/keyinvest-trendradar

For more information, please contact us at

044-239 76 76* or **keyinvest@ubs.com**

New signals



Underlying search

Basic Pro

All underlyings

Indexes

Stocks


Currencies

Commodities

My TrendRadar **NEW**

Filter

Resources and

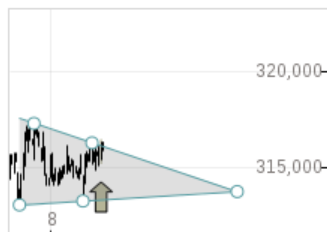


Swiss DOTS - Trade Leverage Product

Learn more

TrendRadar: Stocks

Underlying	Chart pattern	Recognition time
Geberit AG	Descending triangle	10:00:00 11/09/14



VTX 1 hr	Breakout occurred
Exchange	Status
Current price	
316.00 CHF	0.13%
Price	Relative
	0.40 CHF
	Absolute

Breakout direction	Long
Time frame	short-term
Price target level 1	319.
Price target level 2	321.
Next resistance	316.
Next support	313.

Matching UBS products

Call Warrant	0.14	0.15	24440208	330.00
Long Mini-Future	0.46	0.47	24816684	290.16
Open End Turbo Call Warrant	3.02	3.03	13652713	136.84

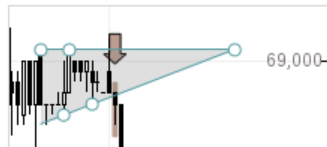
TrendRadar: DKSH Holding

Resistance - Long - short-term 09:17:00 11/09/14

CHF 72.15

Breakout direction	Long
Time frame	short-term
Price target level 1	72.00
Price target level 2	71.50
Next resistance	71.50
Next support	71.00

Underlying	Chart pattern	Recognition time	Breakout time	Price
Adecco S.A.	Ascending triangle	09:30:00 11/09/14	10:15:54 11/09/14	68.55 CHF



Breakout direction	Short	Return expectation	0.57 %
Time frame	short-term	Stop loss	69.05
Price target level 1	68.56	Alert	<input type="text"/>
Price target level 2	68.45	Save underlying	<input type="button" value="+"/>
Next resistance	68.80	Save trend signal	<input type="button" value="+"/>
Next support	69.05	TrendRadar report	<input type="button" value=""/>

UBS KeyInvest TrendRadar Report

Date: 09/11/2014

Underlying	Market price	Signal	Breakout time	Breakout direction	Price history
DKSH Holding AG	72.15 CHF	Resistance	11:08:14/09/14	long	Short-term

Technical analysis

Long: The identified chart pattern leads to an expected increase in price.

Short: A signal in short term if the identified pattern has been broken. Accordingly, a short-term holding period of the position would be appropriate.

UBS - Products matching this signal:

Product name	Value	Symbol	Leverage	SL, KD, Strike*	Currency	Bid	Ask	Timestamp
Call Warrant	24979121	DKSH17	15.06	74.88	CHF	0.14	0.16	11/09/14
Call Warrant	22204268	DKSH16	15.06	79.88	CHF	0.22	0.24	11/09/14
Long Mini-Future	25030642	DKSH14	8.31	87.58	CHF	0.20	0.22	11/09/14
Long Mini-Future	25030641	DKSH14	6.25	84.47	CHF	0.27	0.28	11/09/14
Turbo Call Warrant	25801403	DKSH12	10.81	87.50	CHF	0.15	0.17	11/09/14
Turbo Call Warrant	25801402	DKSH12	8.62	85.20	CHF	0.22	0.24	11/09/14

*The "Strike Price" (SL) is the "Strike Price" (SL) - Strike price (SL) - Strike price (SL) is used as a reference for the appreciation and loss of the product under "www.ubs.com/signals".

UBS KeyInvest is a registered trademark of UBS Group Ltd. UBS is a registered trademark of UBS Group Ltd. UBS is a registered trademark of UBS Group Ltd.

UBS KeyInvest TrendRadar Report

Date: 09/11/2014

Underlying	Market price	Signal	Breakout time	Breakout direction	Price history
DKSH Holding AG	72.15 CHF	Resistance	11:08:14/09/14	long	Short-term

Technical analysis

Long: The identified chart pattern leads to an expected increase in price.

Short: A signal in short term if the identified pattern has been broken. Accordingly, a short-term holding period of the position would be appropriate.

UBS - Products matching this signal:

Product name	Value	Symbol	Leverage	SL, KD, Strike*	Currency	Bid	Ask	Timestamp
Call Warrant	24979121	DKSH17	15.06	74.88	CHF	0.14	0.16	11/09/14
Call Warrant	22204268	DKSH16	15.06	79.88	CHF	0.22	0.24	11/09/14
Long Mini-Future	25030642	DKSH14	8.31	87.58	CHF	0.20	0.22	11/09/14
Long Mini-Future	25030641	DKSH14	6.25	84.47	CHF	0.27	0.28	11/09/14
Turbo Call Warrant	25801403	DKSH12	10.81	87.50	CHF	0.15	0.17	11/09/14
Turbo Call Warrant	25801402	DKSH12	8.62	85.20	CHF	0.22	0.24	11/09/14

*The "Strike Price" (SL) is the "Strike Price" (SL) - Strike price (SL) - Strike price (SL) is used as a reference for the appreciation and loss of the product under "www.ubs.com/signals".

UBS KeyInvest is a registered trademark of UBS Group Ltd. UBS is a registered trademark of UBS Group Ltd. UBS is a registered trademark of UBS Group Ltd.

UBS KeyInvest TrendRadar Report

Date: 09/11/2014

Underlying	Market price	Signal	Breakout time	Breakout direction	Price history
DKSH Holding AG	72.15 CHF	Resistance	11:08:14/09/14	long	Short-term

Technical analysis

Long: The identified chart pattern leads to an expected increase in price.

Short: A signal in short term if the identified pattern has been broken. Accordingly, a short-term holding period of the position would be appropriate.

UBS - Products matching this signal:

Product name	Value	Symbol	Leverage	SL, KD, Strike*	Currency	Bid	Ask	Timestamp
Call Warrant	24979121	DKSH17	15.06	74.88	CHF	0.14	0.16	11/09/14
Call Warrant	22204268	DKSH16	15.06	79.88	CHF	0.22	0.24	11/09/14
Long Mini-Future	25030642	DKSH14	8.31	87.58	CHF	0.20	0.22	11/09/14
Long Mini-Future	25030641	DKSH14	6.25	84.47	CHF	0.27	0.28	11/09/14
Turbo Call Warrant	25801403	DKSH12	10.81	87.50	CHF	0.15	0.17	11/09/14
Turbo Call Warrant	25801402	DKSH12	8.62	85.20	CHF	0.22	0.24	11/09/14

*The "Strike Price" (SL) is the "Strike Price" (SL) - Strike price (SL) - Strike price (SL) is used as a reference for the appreciation and loss of the product under "www.ubs.com/signals".

UBS KeyInvest is a registered trademark of UBS Group Ltd. UBS is a registered trademark of UBS Group Ltd. UBS is a registered trademark of UBS Group Ltd.

Strike / SL / KO	PDF
71.81	<input type="button" value=""/>
72.50	<input type="button" value=""/>
170.10 CHF	
72.50	<input type="button" value=""/>

This trend signal can be viewed here. You can access your TrendRadar alert settings here.

Kind regards,
Your UBS KeyInvest Switzerland Team
www.ubs.com/keyinvest / keyinvest@ubs.com

UBS AG
Investment Bank
Public Distribution Switzerland
P.O. Box, CH-8098 Zurich



How you *benefit* from UBS KeyInvest TrendRadar.

UBS KeyInvest TrendRadar automatically searches the market universe for chart-technical signals and presents the information to you in a clear and easy-to-understand format. Every signal supplies detailed information to help you keep an overview of market trends and make investment decisions with confidence.

KeyInvest TrendRadar's professional technology is also – or especially – suited for beginners. Best of all, UBS, the exclusive provider in Switzerland and Liechtenstein, provides this premium platform free of charge in three languages.

Here's how it works:

With KeyInvest TrendRadar, you can use the technical analysis for your investment decisions without having to generate analyses yourself. You can either view your trend signals on the KeyInvest website, or make use of the new alarm function and have information sent to you by e-mail or via Twitter.

Profile

KeyInvest TrendRadar is specifically designed for novice technical analysts, but is also a valuable tool for professionals. Simply choose the profile that fits you best: Basic or Professional.

Underlying assets

Search, sort and save your preferred underlying assets, so that they will be continually searched for new chart patterns. On KeyInvest TrendRadar, you can choose equities, currencies, precious metals and commodities as your underlying assets.

Know-how

Do you want to hone your chart analysis skills? You can look through helpful information material prepared by experts on our website: www.ubs.com/keyinvest-trendradar

UBS AG does not itself verify the information available on UBS KeyInvest TrendRadar ("Trend Information") and, consequently, UBS AG does not warrant, guarantee or represent that the Trend Information or the selection of trend products displayed on UBS KeyInvest TrendRadar is complete, reliable or correct. UBS AG assumes no liability for any losses caused by the distribution/use of the Trend Information. The Trend Information and the selection of trend products are provided for information and advertising purposes only and constitute neither recommendations nor investment advisory services provided by UBS AG or any of its subsidiaries or affiliates. Prior to entering into a transaction, you should consult with your own legal, regulatory, tax, financial and accounting advisors to the extent you consider necessary, and make your own investment, hedging and trading decisions (including decisions regarding the suitability of a transaction) based upon your own judgement and advice from those advisors you consider necessary. All rights reserved. © 2014 UBS.

* Please note that calls to numbers marked with * may be recorded. When you call these numbers we assume that you consent to being recorded. www.ubs.com

www.ubs.com

